

# Artikel 7

Microplastics in water,  
sediment and salts from  
traditional salt producing  
ponds



# Global Journal of Environmental Science and Management

| Quarterly Publication |

Search

[Home](#)

[Browse](#)



[GJESM Journal Best Paper Awards](#)

[Journal Informations](#)



[Submit Manuscript](#)

[Indexing and Abstracting](#)

[Editorial Board](#)

[Guide for Authors](#)



[Publication Ethics](#)

[Editor Page](#)



[Reviewer Page](#)





Journal Metrics

[gjesm.net/journal/metrics](http://gjesm.net/journal/metrics)

<u>SJR 2020</u>	<b>0.403</b>
<u>SNIP 2020</u>	<b><u>0.969</u></b>
CiteScore 2020	<b><u>3.9</u></b>
<u>CiteScore Tracker 2021</u>	<b>4.9</b>
<u>Scopus h-index</u>	<b>23</b>
<u>WOS h-index</u>	<b>21</b>
<u>Google h-index</u>	<b><u>29</u></b>
<u>Google i10-index</u>	<b>119</b>
<u>Google h5-index</u>	<b><u>24</u></b>
<u>Google h5-median</u>	<b><u>30</u></b>
<u>Google citations No.</u>	<b><u>3932</u></b>

Journal Metrics

[gjesm.net/journal/metrics](http://gjesm.net/journal/metrics)

Issue per year	4
No. of volumes	8
No. of Issues	29
Published articles	317
No. of submissions	2,751
Rejected papers	2,467
Acceptance rate	10%
No. of contributors	942
Article view	1,153,863
PDF download	676,344
No. of reviewers	977

Journal Metrics

[gjesm.net/journal/metrics](http://gjesm.net/journal/metrics)

Contributing countries

45



**General Social Sciences**

3.9 <sup>2020</sup>  
CiteScore

88th percentile  
Powered by Scopus

**General Environmental Science**

3.9 <sup>2020</sup>  
CiteScore

76th percentile  
Powered by Scopus

**Environmental Engineering**

3.9 <sup>2020</sup>  
CiteScore

67th percentile  
Powered by Scopus

## Pollution

3.9 <sup>2020</sup>  
CiteScore

60th percentile  
Powered by Scopus

**Global Journal of Environmental Science and Management (GJESM)** is an open access quarterly Publication. The title welcomes original, review, novel and high-impact contributions from the related Environmental science, engineering and management issues. The GJESM Journal has been indexed in the well-known world databases mainly; [Scopus \(CiteScore = 3.9\)](#), [Scimago Journal Rank\(Q2\)](#), [Web of Science \(ESCI\)](#), JCI = 0.39. The title is also a member of the [Committee on Publication Ethics \(COPE\)](#). All submitted manuscripts are checked for similarity through a trustworthy software named [iThenticate](#) to be assured about its originality and then rigorously peer-reviewed by the international reviewers. The [GJESM Journal APC](#) is affected for manuscripts submitted from March 01, 2021. GJESM Journal also awards an annual prize of [USD 1000.00](#) to the most innovative article of the year. In addition, the GJESM Journal releases a fast-tracked model for highly valuable works.

Quarterly Publication

ISSN 2383 - 3572

 Global Journal of  
Environmental Science  
and Management



## **Publisher:**

GJESM Publisher

## **Editor-in-Chief:**

Professor J. Nouri

## **Managing Editor:**

Professor D. Sivakumar

---

**Print ISSN:** 2383-3572

**Online ISSN:** 2383-3866

---

## **Indexing and Abstracting**

---

Clarivate Analytics (Master Journal List)

WOS Journal Citation Indicator (JCI)

Scopus (CiteScore; SNIP)

Scimago Journal Rank (SJR)

Wikipedia

...

---

# Global Journal of Environmental Science and Management

1. [Home](#)

| Quarterly Publication |

2. Indexing and Abstracting

---

[Home](#)

[Browse](#) 

[GJESM Journal Best Paper Awards](#)

[Journal Informations](#) 

[Submit Manuscript](#)

[Indexing and Abstracting](#)

[Editorial Board](#)

[Guide for Authors](#) 

[Publication Ethics](#)

[Editor Page](#) 



# Global Journal of Environmental Science and Management

1. [Home](#)

| Quarterly Publication |

2. Articles List

---

[Home](#)

[Browse](#) 

[GJESM Journal Best Paper Awards](#)

[Journal Informations](#) 

[Submit Manuscript](#)

[Indexing and Abstracting](#)

[Editorial Board](#)

[Guide for Authors](#) 

[Publication Ethics](#)

[Editor Page](#) 

[Reviewer Page](#) 

Unrestricted Reuse in Compliance with BOAI

[Open Access Policy](#)

[Self-Archiving Policy](#)

[Privacy Statement](#)

[Publisher Business Model](#)

[Contact Us](#)


[Articles in Press](#)

[Current Issue](#)

[Volume 8 \(2022\)](#) [Volume 7 \(2021\)](#)

[Volume 6 \(2020\)](#) [Volume 5 \(2019\)](#) [Volume 4 \(2018\)](#)

[Volume 3 \(2017\)](#) [Volume 2 \(2016\)](#) [Volume 1 \(2015\)](#)

**Volume  
&  
Issue:  
Volume  
5, Issue 4 - Serial Number 20, Autumn  
2019, Pages 399-534** 

ORIGINAL RESEARCH PAPER

**1. The impact of sound land use management to reduce runoff**

Z.A. Buisan; A.E. Milano; P.D. Suson; D.S. Mostrales; C.S. Taclendo; J.G. Blasco

<http://dx.doi.org/10.22034/GJESM.2019.04.01>

**Abstract** The study aimed to determine the impact of sound land use management to the runoff in Kabuntalan, Maguindanao in Tamontaka river basin. This was done through simulation and the comparison of the three land cover scenarios such as 2015 land cover, 2025 projected land cover and desired land use to determine ... [Read More](#)

---

[View Article](#)

 [PDF 1.75 MB](#)



[EndNote](#)

[Scopus](#) 1

ORIGINAL RESEARCH PAPER    Environmental Engineering

## **2. Nutrient removal efficiency by floating macrophytes; *Lemna minor* and *Azolla pinnata* in a constructed wetland**

F.M. Muvea; G.M. Ogendi; S.O. Omondi

Volume 5, Issue 4, Autumn 2019, Pages 415-430

<http://dx.doi.org/10.22034/GJESM.2019.04.02>

**Abstract** The use of constructed wetlands for purifying pre-treated wastewater is a cost effective technology that has been found to be more appropriate for many developing countries. The technology is also environmentally friendly with the wetlands being habitats for many water birds and other aquatic organisms. ... [Read More](#)

---

[View Article](#)

 [PDF 768.9 K](#)



[EndNote](#)

ORIGINAL RESEARCH PAPER    Environmental Engineering

### [3. Microplastics in water, sediment and salts from traditional salt producing ponds](#)

A. Tahir; P. Taba; M.F. Samawi; S. Werorilangi


*Volume 5, Issue 4, Autumn 2019, Pages 431-440*

<http://dx.doi.org/10.22034/GJESM.2019.04.03>

**Abstract** Plastic pollution has universally known accumulated in all environment compartments and accelerating threat to the sustainability of earth. Field survey to examine the occurrence of microplastics in ancient sea water evaporation technology of ponds at Pallengu-Jenepono, was conducted. From this sea ... [Read More](#)

---

[View Article](#)

 [PDF 1.06 MB](#)



[EndNote](#)

 [Scopus](#) [6](#)

SHORT COMMUNICATION

### [4. Feasibility of cattle urine as nutrient medium for the microalgal biomass production](#)

A. Suresh; S. Tamilvanan; K. Harini; H.V. Seventhi; R. Deepan Guna; R. Mahalakshmi; S. Suriyapriya; D. Sharmila; M. Thenmozhi

*Volume 5, Issue 4, Autumn 2019, Pages 441-448*

<http://dx.doi.org/10.22034/GJESM.2019.04.04>

**Abstract** Thenutrient medium used for the cultivation of microalgae adds more cost to its value-added product as well as the commercial scale application. Therefore in this study, focused feasibility of cattle urine as a cheap source of nutrients for microalgal growth, because, it contains various minerals and ... [Read More](#)

---

[View Article](#)

 [PDF 715.88 K](#)



[EndNote](#)

## **5. Heavy metals loads in soil, farmlands and plant crop at open dumpsite**

O.B. Akintan; J.A. Olusola; A.M. Azeez


*Volume 5, Issue 4, Autumn 2019, Pages 449-460*

<http://dx.doi.org/10.22034/GJESM.2019.04.05>

**Abstract** This study aimed to evaluate concentrations of selected heavy metals in the soils of Ilokun dumpsite and adjoining farmlands, and to determine as well levels of heavy metals uptake in various parts of *Carica papaya* plant collected from the dumpsite. Twenty-two soil samples were collected within the ... [Read More](#)

---

[View Article](#)

 [PDF 769.99 K](#)



[EndNote](#)

[Scopus](#) **4**

## **6. Treatment of small scale gold mining wastewater using pilot-scale sedimentation and Cocopeat filter bed system**



J. Samaniego; M.A.N. Tanchuling

*Volume 5, Issue 4, Autumn 2019, Pages 461-470*

<http://dx.doi.org/10.22034/GJESM.2019.04.06>

**Abstract** The use of amalgamation process to recover gold from mined ores by the small-scale gold miners in the Philippines and other developing countries produces and dispose of untreated wastewater to the receiving water bodies. In this study, a field-scale filter bed system was constructed to treat heavy metal ... [Read More](#)

---

[View Article](#)  [PDF 814.34 K](#)  [EndNote](#)

ORIGINAL RESEARCH PAPER Environmental Engineering

## **7. Future climate change impact on hydrological regime of river basin using SWAT model**

V. Anand; B. Oinam

*Volume 5, Issue 4, Autumn 2019, Pages 471-484*

<http://dx.doi.org/10.22034/GJESM.2019.04.07>

**Abstract** Hydrological components in a river basin can get adversely affected by climate change in coming future. Manipur River basin lies in the extreme northeast region of India nestled in the lesser Himalayan ranges and it is under severe pressure from anthropogenic and natural factors. Basin is un-gauged as ... [Read More](#)

---

[View Article](#)  [PDF 1.68 MB](#)  [EndNote](#)  [Scopus](#) [2](#)

ORIGINAL RESEARCH PAPER Environmental Management

## **8. Synthesis ratios of Mg-Al and Zn-Al layered double hydroxides efficiency and selectivity in nitrate removal from solution**

M. Mohammadi; A. Mohammadi Torkashvand; P. Biparva; M. Esfandiari

*Volume 5, Issue 4, Autumn 2019, Pages 485-500*


<http://dx.doi.org/10.22034/GJESM.2019.04.08>

**Abstract** Four diverse chlorides layered double hydroxides with diverse ratios, i.e. Mg-Al (3:1), Mg-Al (4:1), Zn-Al (4:1), and

Zn-Al (3:1) LDHs, were prepared to evaluate their efficiency and selectivity towards nitrate removal from aquatic solutions. A batch experiment was done at the initial nitrate concentration ... [Read More](#)

---

[View Article](#)

 [PDF 1.51 MB](#)



[EndNote](#)

[Scopus](#) [4](#)

ORIGINAL RESEARCH PAPER

### [9. Application of international energy efficiency standards for energy auditing in a University buildings](#)

V. G. Shcherbak; L. Ganushchak-Yefimenko; O. Nifatova; P. Dudko; N. Savchuk; I. Solonenchuk

*Volume 5, Issue 4, Autumn 2019, Pages 501-514*

<http://dx.doi.org/10.22034/GJESM.2019.04.09>

**Abstract** This study seeks to provide insights on understanding the contemporary problems of energy efficiency in Ukrainian universities by developing a comprehensive energy efficiency management framework that encompasses its participating subjects, objects and key drivers along with suggesting its implementation ... [Read More](#)

---

[View Article](#)

 [PDF 903.53 K](#)



[EndNote](#)

REVIEW PAPER

### [10. Machine learning algorithms in air quality modeling](#)

A. Masih

*Volume 5, Issue 4, Autumn 2019, Pages 515-534*



# Global Journal of Environmental Science and Management

1. [Home](#)

| Quarterly Publication |

2. Editorial Board

---

[Home](#)

[Browse](#) 

[GJESM Journal Best Paper Awards](#)

[Journal Informations](#) 

[Submit Manuscript](#)

[Indexing and Abstracting](#)

[Editorial Board](#)

[Guide for Authors](#) 

[Publication Ethics](#)

[Editor Page](#) 

[Reviewer Page](#) 

[Unrestricted Reuse in Compliance with BOAI](#)

[Open Access Policy](#)

[Self-Archiving Policy](#)

[Privacy Statement](#)

[Publisher Business Model](#)








[Contact Us](#)

## Editorial Board



**Sponser**

## Environmental Issues

-  [www.gjesm.net/](http://www.gjesm.net/)
-  [gjesm.publication@gmail.com](mailto:gjesm.publication@gmail.com)
-  +9821- 26105110
-  [0000-0003-0365-1696](https://orcid.org/0000-0003-0365-1696)
-  h-index: Scopus: 20 
-  [More](#)










# Founder and Owner

---

*Professor J. Nouri* Tehran University of Medical Sciences,  
Tehran, Iran

Environmental Science and Management

-  [tums.ac.ir/faculties/jnouri](https://tums.ac.ir/faculties/jnouri)
-  [nourijafar@gmail.com](mailto:nourijafar@gmail.com)
-  +9821-26105110
-  [0000-0002-9982-3546](https://orcid.org/0000-0002-9982-3546)
-  h-index: Scopus: 26 
-  [More](#)






## Editor-in-Chief

---

*Professor J. Nouri* Tehran University of Medical Sciences,  
Tehran, Iran

Environmental Science and Management

-  [tums.ac.ir/faculties/jnouri](https://tums.ac.ir/faculties/jnouri)
-  [editor@gjesm.net](mailto:editor@gjesm.net)
-  +9821- 26105110

-  [0000-0002-9982-3546](https://orcid.org/0000-0002-9982-3546)
-  h-index: Scopus: 26 [↗](#)
-  [More](#)



## Managing Editor

---

*Professor D. Sivakumar* Department of Agricultural Engineering,  
Kalasalingam Academy of Research and Education, Tamil Nadu, India.

Environmental Management

 [kalasalingam.ac.in/site/agriculture-engineering/](https://kalasalingam.ac.in/site/agriculture-engineering/)

- ✉ [sivakumar.gjesm@gmail.com](mailto:sivakumar.gjesm@gmail.com)
- ☎ +91 979 097 3774
- ID [0000-0001-5228-0145](#)
- 🌐 h-index: Scopus: 17 [↗](#)
- + [More](#)









**Assistant Editor**

---

**Dr. S.M. Tehrani** Assistant Editor, *Global Journal of Environmental Science and Management*; Managing Editor, *International Journal of Human Capital in Urban Management*

## Environmental Management

-  [tehranishohre@gmail.com](mailto:tehranishohre@gmail.com)
-  09821-9601 6100
-  [0000-0002-0072-7969](https://orcid.org/0000-0002-0072-7969)
-  h-index: 6 
-  [More](#)



## Editorial Board

---

*Professor A.T. Peterson* Department of Ecology and Evolutionary  
Biology, Biodiversity Institute, University of Kansas, Lawrence, Kansas, USA

Biodiversity and Wildlife

[distinguishedprofessors.ku.edu/professor/peterson-t](https://distinguishedprofessors.ku.edu/professor/peterson-t)

- [town@ku.edu](mailto:town@ku.edu)
- +1 785-864-3926
- [0000-0003-0243-2379](https://orcid.org/0000-0003-0243-2379)
- h-index: Scopus: 83 (2016 Highly Cited Researcher) [↗](#)
- [+ More](#)










**Editorial Board**

---

**Professor A. Fauzi Ismail** *Department of Energy Engineering, Faculty of Chemical and Energy Engineering, Universiti Teknologi Malaysia, Malaysia*

Reverse osmosis, Water treatment

-  [www.utm.my/dvcri/](http://www.utm.my/dvcri/)
-  [afauzi@utm.my](mailto:afauzi@utm.my)
-  +607-553 0244
-  [0000-0003-0150-625X](https://orcid.org/0000-0003-0150-625X)
-  h-index: Scopus: 85 
-  [More](#)








## Editorial Board

---

*Professor V.K. Gupta* Department of Applied Chemistry, Faculty of Science, University of Johannesburg, Johannesburg, Gauteng, South Africa

Environmental Chemistry

-  [www.iitr.ac.in/departments/CY/pages/People+Faculty+vinodfcy.html](http://www.iitr.ac.in/departments/CY/pages/People+Faculty+vinodfcy.html)
-  [vinodfcy@gmail.com](mailto:vinodfcy@gmail.com)

- ☎ 91-01332-285801
-  [0000-0003-2809-2966](https://orcid.org/0000-0003-2809-2966)
-  h-index: Scopus:169 (2016 highly Cited Researcher) [↗](#)
-  [More](#)



## Editorial Board

---

*Professor M. Sillanpää* Laboratory of Green Chemistry, Lappeenranta  
University of Technology, Jääkärintäti 31, FI-50100 Mikkeli, Finland

Green Chemistry, Environmental Chemistry

[cst.lut.fi/member/laboratory-of-green-chemistry/](https://cst.lut.fi/member/laboratory-of-green-chemistry/)

- [✉ mika.sillanpaa@lut.fi](mailto:mika.sillanpaa@lut.fi)
- [☎ +358 400 205 215](tel:+358400205215)
- [ID 0000-0003-3247-5337](https://orcid.org/0000-0003-3247-5337)
- [🌐 h-index: Scopus: 81](#) [↗](#)
- [+](#) [More](#)










# Editorial Board

---

**Professor A. Cerda** *Departament de Geografia. Universitat de València.  
Blasco Ibàñez, 28, 46010-Valencia. Spain*

Environmental Soil erosion & degradation

-  [connecteur.info/wp-content/uploads/2015/05/STSM\\_Valencia.pdf](https://connecteur.info/wp-content/uploads/2015/05/STSM_Valencia.pdf)
-  [artemio.cerda@uv.es](mailto:artemio.cerda@uv.es)
-  +34-9-63864882
-  [0000-0001-5326-4489](https://orcid.org/0000-0001-5326-4489)
-  h-index: Scopus: 70 
-  [More](#)



## Editorial Board

---

*Professor S.I. Allakhverdiev* Russian Academy of Sciences, Institute of Basic Biological Problems, Moscow, Russia

## Photosynthesis and renewable energy

- [www.researchgate.net/profile/Suleyman\\_Allakhverdiev2](https://www.researchgate.net/profile/Suleyman_Allakhverdiev2)
- [✉ suleyman.allakhverdiev@gmail.com](mailto:suleyman.allakhverdiev@gmail.com)
- [☎ +79251319669](tel:+79251319669)
- [iD 0000-0003-0475-5403](https://orcid.org/0000-0003-0475-5403)
- [🌐 h-index: Scopus: 60 \(2016 Highly Cited Researcher\) !\[\]\(a41fd8cfc48b80ac8b1133d593e668a8\_img.jpg\)](#)
- [+ More](#)



# Editorial Board

---

*Professor J-Dong Gu School of Biological Sciences, Kadoorie Biological Sciences Building, The University of Hong Kong, Pokfulam Road, Hong Kong SAR, P. R. China*

## Environmental Biology

-  [www.biosch.hku.hk/ecology/jdg.htm](http://www.biosch.hku.hk/ecology/jdg.htm)
-  [jidonggu.hku@gmail.com](mailto:jidonggu.hku@gmail.com)
-  (852) 2299 0605
-  [0000-0002-7082-9784](https://orcid.org/0000-0002-7082-9784)
-  h-index: Scopus: 59 
-  [More](#)



## Editorial Board

---

*Professor D. Wen* School of Chemical and Process Engineering, University of Leeds, Leeds, UK

Energy Engineering

[engineering.leeds.ac.uk/staff/318/Professor\\_Dongsheng\\_Wen](https://engineering.leeds.ac.uk/staff/318/Professor_Dongsheng_Wen)

- [✉ d.wen@leeds.ac.uk](mailto:d.wen@leeds.ac.uk)
- [☎ +44\(0\)113343 1299](tel:+44(0)1133431299)
- [iD 0000-0003-3492-7982](https://orcid.org/0000-0003-3492-7982)
- [🌐 h-index: Scopus: 48](#) [↗](#)
- [+](#) [More](#)



## Editorial Board

---

**Professor T. Yigitcanlar** *Science and Engineering Faculty, Civil Engineering and The Built Environment, Property and Planning, Queensland University of Technology, 2, George Street Brisbane QLD 4001, Australia*

## Urban and Regional Planning

- [staff.qut.edu.au/staff/yigitcan/](https://staff.qut.edu.au/staff/yigitcan/)
- [✉ tan.yigitcanlar@qut.edu.au](mailto:tan.yigitcanlar@qut.edu.au)
- [☎ +61 7 3138 2418](tel:+61731382418)
- [iD 0000-0001-7262-7118](https://orcid.org/0000-0001-7262-7118)
- [🌐 h-index: Scopus: 44](#) [↗](#)
- [+](#) [More](#)











**Editorial Board**

---

**Professor A.Z. Aris** *Department of Environmental Sciences, Faculty of Environmental Studies, Universiti Putra Malaysia 43400 UPM Serdang, Selangor, Malaysia*

## Hydrochemistry

-  [env.upm.edu.my/upload/dokumen/20170608101954ARIS\\_AZ\\_CV.pdf](http://env.upm.edu.my/upload/dokumen/20170608101954ARIS_AZ_CV.pdf)
-  [zaharin@upm.edu.my](mailto:zaharin@upm.edu.my)
-  603.89466764
-  [0000-0002-4827-0750](https://orcid.org/0000-0002-4827-0750)
-  h-index: Scopus: 32 
-  [More](#)






## Editorial Board

---

**Professor K.E. Noll** *Illinois Institute of Technology, Armour College of Engineering, 10 West 33rd Street, Perlstein Hall, Suite 224, Chicago, IL 60616, USA*

Air Quality and Pollution

- [engineering.iit.edu/faculty/kenneth-noll](https://engineering.iit.edu/faculty/kenneth-noll)
- [noll@iit.edu](mailto:noll@iit.edu)

- 📞 +1 312.567.3536
-  [0000-0001-8544-1769](https://orcid.org/0000-0001-8544-1769)
-  h-index: Scopus: 26 [↗](#)
-  [More](#)









## Editorial Board

---

*Professor J. Nouri* Tehran University of Medical Sciences,  
Tehran, Iran

## Environmental Science and Management

 [tums.ac.ir/faculties/jnouri](http://tums.ac.ir/faculties/jnouri)

-  [nourijafar@gmail.com](mailto:nourijafar@gmail.com)
-  +9821- 26105110
-  [0000-0002-9982-3546](https://orcid.org/0000-0002-9982-3546)
-  h-index: Scopus: 26 
-  [More](#)










# Editorial Board

---

**Professor D. Sivakumar** *Kalasalingam School of Agriculture and Horticulture, Kalasalingam Academy of Research and Education, Anand Nagar, Krishnankoil, Tamil Nadu, India.*

## Environmental Management

-  [www.velhightech.com/wp-content/uploads/2019/07/BIO-SKETCH-OF-DR.D.SIVAKU...](http://www.velhightech.com/wp-content/uploads/2019/07/BIO-SKETCH-OF-DR.D.SIVAKU...)
-  [sivakumar.gjesm@gmail.com](mailto:sivakumar.gjesm@gmail.com)
-  +91 979 097 3774
-  [0000-0001-5228-0145](https://orcid.org/0000-0001-5228-0145)
-  h-index: Scopus: 17 
-  [More](#)



## Editorial Board

---

*Professor M.H. Sayadi* Department of Environmental Engineering,  
Faculty of Natural Resources and Environment, University of Birjand, Birjand,  
Iran

Environmental Bioremediation and Measurement

[cv.birjand.ac.ir/sayyadi/en](https://cv.birjand.ac.ir/sayyadi/en)

- [✉ mh\\_sayadi@birjand.ac.ir](mailto:mh_sayadi@birjand.ac.ir)
- [☎ +5632254068](tel:+5632254068)
- [iD 0000-0002-7128-9919](https://orcid.org/0000-0002-7128-9919)
- [🌐 h-index: Scopus: 14](#) [↗](#)
- [+](#) [More](#)









**Editorial Advisory Board**

---

*Professor M.A. Abdoli Graduate Faculty of Environment,  
University of Tehran, Tehran, Iran*

## Solid Waste Management

-  [gjesm.net/data/gjesm/news/Abdoli\\_CV.pdf](https://gjesm.net/data/gjesm/news/Abdoli_CV.pdf)
-  [mabdoli@ut.ac.ir](mailto:mabdoli@ut.ac.ir)
-  [0000-0002-0158-4891](https://orcid.org/0000-0002-0158-4891)
-  h-index: Scopus: 19 
-  [More](#)



**Editorial Advisory Board**

---

**Dr. R. Stone** *Senior Science Editor,*  
*Howard Hughes Medical Institute,*  
*4000 Jones Bridge Rd, Chevy Chase, MD 20815 USA*

Senior Science Editor

-  [www.tangledbankstudios.org](http://www.tangledbankstudios.org)
-  [rstone@hhmi.org](mailto:rstone@hhmi.org)
-  [More](#)









# Editorial Advisory Board

---

**Dr. H.K. Pant** *Interdisciplinary Environmental Science Program,  
Department of Earth, Environmental and Geospatial Sciences, Lehman  
College of the City University of New York, 250 Bedford Park Blvd. W., Bronx,  
NY 10468, USA*

## Environmental Biogeochemistry

-  [www.omicsonline.org/committee/Hari\\_K\\_Pant\\_Natural\\_Disasters2013/](http://www.omicsonline.org/committee/Hari_K_Pant_Natural_Disasters2013/)
-  [hari.pant@lehman.cuny.edu](mailto:hari.pant@lehman.cuny.edu)
-  +1 (718) 960 5859
-  h-index: Scopus: 15 
-  [More](#)



## Editorial Advisory Board

---

*Professor F.N. Sadooni* Adviser, Vice President for Research Office,  
Qatar University, P.O. Box 2713, Doha, Qatar

Environmental Geology

-  [sites.google.com/site/fadhilnsadooni/home](https://sites.google.com/site/fadhilnsadooni/home)
-  [fsadooni@gmail.com](mailto:fsadooni@gmail.com)
-  +974 4403 3962
-  [0000-0001-5027-0648](https://orcid.org/0000-0001-5027-0648)
-  h-index: Scopus: 13 [↗](#)
-  [More](#)



## Editorial Advisory Board

---

*Dr. M. Fois* Environmental and Applied Botany, University of Cagliari,  
Cagliari, Italy

Biodiversity Conservation

 [unica.academia.edu/MauroFois](https://unica.academia.edu/MauroFois)

- ✉ [mfois@unica.it](mailto:mfois@unica.it)
- ☎ +39 070 675 3509
- ID [0000-0002-4178-0790](#)
- 🌐 h-index: Scopus: 11 [↗](#)
- + [More](#)










## Editorial Advisory Board

---

*Dr. M.B. Baig* Department of Agricultural Extension and Rural Society,  
College of Food and Agricultural Sciences, King Saud University, Riyadh

11451, Saudi Arabia

## Agriculture and Environmental Sciences

-  [www.gjesm.net/data/gjesm/news/CV\\_OF\\_DR\\_Mirza.pdf](http://www.gjesm.net/data/gjesm/news/CV_OF_DR_Mirza.pdf)
-  [mbbaig@ksu.edu.sa](mailto:mbbaig@ksu.edu.sa)
-  00 966 1 4676980
-  [0000-0001-7879-3117](https://orcid.org/0000-0001-7879-3117)
-  h-index: Scopus: 10 
-  [More](#)










**Editorial Advisory Board**

---

*Professor C.S. Wu* Department of Geography, University of Wisconsin,  
Milwaukee, USA

## Environmental Geography

-  [uwm.edu/geography/people/wu-changshan/](http://uwm.edu/geography/people/wu-changshan/)
-  [cswu@uwm.edu](mailto:cswu@uwm.edu)
-  +1 414 229 4860
-  [0000-0002-0207-9299](https://orcid.org/0000-0002-0207-9299)
-  h-index: Scopus: 7 
-  [More](#)



## Editorial Advisory Board

---

**Dr. V. Vasileva** *Institute of Forage Crops-Pleven, Department of Technology and Ecology of Forage Crops, 89 General Vladimir Vazov Str., Pleven 5800, Bulgaria*

Plant Ecology

 [gjesm.net/data/gjesm/news/CV.Vasileva.pdf](https://gjesm.net/data/gjesm/news/CV.Vasileva.pdf)

- ✉ [viliana.vasileva@gmail.com](mailto:viliana.vasileva@gmail.com)
- ☎ 35-988-606-5461
- ID [0000-0001-5602-7892](#)
- 🌐 h-index: Scopus: 7 [↗](#)
- + [More](#)





# International Advisory Board

---

*Dr. N. Nouri* 19203 Ansel, Irvine, California 92618 USA

Environmental Law and Policy

-  [nourinima@yahoo.com](mailto:nourinima@yahoo.com)
  -  +1(949) 397 0003
- 

[Home](#)

[About Journal](#)

[Editorial Board](#)

[Submit Manuscript](#)

[XML for Scientific Databases](#)

[Contact Us](#)

[Glossary](#)

[Hard Copy Subscription](#)

[Sitemap](#)

## News

[Corresponding author ORCID](#) 2019-06-06

[Cooperation with GJESM Journal](#) 2019-06-06

[The GJESM Editor in Chief is appointed as Journal Advisor ...](#) 2016-01-05

[Professor J. Nouri is appointed as as the formal member ...](#) 2016-05-15

ORIGINAL RESEARCH PAPER

Microplastics in water, sediment and salts from traditional salt producing ponds

A. Tahir<sup>1\*</sup>, P. Taba<sup>2</sup>, M.F. Samawi<sup>1</sup>, S. Werorilangi<sup>1</sup>

<sup>1</sup>Department of Marine Science, Universitas Hasanuddin, Makassar, Indonesia

<sup>2</sup>Department of Chemistry, Universitas Hasanuddin, Makassar, Indonesia

ARTICLE INFO

**Article History:**

Received 01 March 2019

Revised 11 August 2019

Accepted 12 September 2019

**Keywords:**

Indonesia

Jeneponto

Microplastics (MPs)

Sea Salt

Sea Water

ABSTRACT

Plastic pollution has universally known accumulated in all environment compartments and accelerating threat to the sustainability of earth. Field survey to examine the occurrence of microplastics in ancient sea water evaporation technology of ponds at Pallengu-Jeneponto, was conducted. From this sea salt producing ponds, samples of water, sediment and freshly harvested salts were collected. Sixteen samples each of water and sediments and 12 salts were collected. From 16 water and sediment samples there are 31 microplastics item discovered in 11 water samples (68.75% of total contamination) and 41 microplastics item observed in 10 sediment samples (62.5% total contamination), respectively. Interestingly, sampling points at sedimentation/heating pools were found to be the locations with highest occurrence of microplastics in both water and sediment. There are 7 salt samples positively contaminated with 29 microplastics or 58.3% of total contamination, which predominated by line and fragment forms. Fourier transform infra-red spectroscopy analysis has revealed polymers of polyvinyl acetate (41.7%), polyethylene (33.3%) and polystyrene (25%). There was no significant difference found on microplastics occurrence from 3 kinds of samples collected, although there was a decreasing trend of total microplastics found from water, sediment and salt. Microplastics abundance were ranged 7-55 items/L water, 14.6-50 items/kg sediments and 6.7-53.3 items/kg salt. With microplastics abundance reached over 53 microplastics items/kg salt, it is believed that continuous consumption by people will end up with possible accumulation of potentially absorbed of various toxic chemical pollutants which present in sea water as salt raw materials. The need for robust and practical strategy in water quality management for reduction of microplastics contamination in consumed salts is a must.

DOI: [10.22034/gjesm.2019.04.0](https://doi.org/10.22034/gjesm.2019.04.0)\*

©2019 GJESM. All rights reserved.



NUMBER OF REFERENCES

37



NUMBER OF FIGURES

9



NUMBER OF TABLES

0

\*Corresponding Author:

Email: [akbar\\_tahir@mar-sci.unhas.ac.id](mailto:akbar_tahir@mar-sci.unhas.ac.id)

Phone: +62411 587000

Fax: +62411 586 025

Note: Discussion period for this manuscript open until January 1, 2020 on GJESM website at the "Show Article."

## INTRODUCTION

---

The most conspicuous anthropogenic activities is the manufacture, the use and disposal of plastics, where inadequate management of the resulting waste have led to the accumulation of plastics in the environment. After the mass production began in 1950s, problems of plastics waste has emerged globally due to problems of degradation in the environment, both in terrestrial and aquatic. Plastic pollution has increased over the past decade, at least in part due to mismanagement of plastic waste from landfills to the ocean (Jambeck et al., 2015; Rochman, 2016). According to Jambeck et al. (2015), in 2010 the indices of plastic waste input to the world ocean from 192 coastal countries ranged from 4.9 to 12.9 million metric tons (MT) per year. Furthermore, without improvements in land based management, a 10 fold increase is predicted by 2025. Plastic has become an eminent pollutant in aquatic environment in water column, sediment and organisms. Plastic waste is a complex problem threatening all global aquatic ecosystems due to variation in its size, from nano, micro, macro, meso and mega-plastics (UNEP, 2016). Microplastics (MPs) range in size from 1  $\mu\text{m}$  to 5 mm (GESAMP, 2015) and primarily come from manufactured plastic products such as microbeads (cosmetics and personal care) (Napper et al., 2015; Tanaka and Takada, 2016) and pellets (Veerasingam et al., 2016) originating from landfill sites. Secondary MPs can result from the decomposition of larger plastic debris through ocean weathering processes' (UNEP, 2016; Masura et al., 2015). Due to the small size of MPs, organisms such as fish and small invertebrates can mistakenly ingest them as food. Through bioaccumulation, MPs ingested by zooplankton can end up in the guts and bodies of larger organisms (Au et al., 2017). One of the dangers of microplastics is their ability to attract chemical pollutants (e.g. metals, POPs) present in the surrounding environment (Holmes et al., 2012; Rochman et al., 2013). Research by Li et al. (2018) revealed the accumulation of related toxic substances to MPs generating problems such as intestine injury and change in metabolic profile in fish. Furthermore, during the production of plastic products, chemicals are embedded within plastics to enable the desired form, composition, and texture to be achieved. Throughout the life-cycle of these products, these chemicals can and eventually will

leach into the environment (Koelmans et al., 2014; Oehlmann et al., 2009). Microplastics is well-known to be accumulated in sediments and water column of world oceans (Arthur et al., 2009) with estimated maximum concentration up to 100,000 item/ $\text{m}^3$  (Wright et al., 2013). Microplastics have been detected several years ago in marine organisms (Cole et al., 2013; Tahir and Rochman, 2014; Rochman et al., 2015), also in sea salts sold in market (Yang et al., 2015; Iñiguez et al., 2017; Karami et al., 2017). Eventhough new microplastics are constantly entering the oceans and some types of plastic have a relatively low density and therefore drift at the water surface, the microplastics concentrations at the surface of the oceans are often lower than expected. In addition, microplastics have repeatedly been found in deep-sea sediments in recent years (Michels et al., 2018). Recent finding by Kim et al. (2018) pointed out that sea salts from Indonesia was the worst with highest content of MPs ietmfrom 39 salt samples examined. Coupled with the fact that Indonesia is recently indicated as the second highest contributor of marine plastic pollution worldwide (Jambeck et al., 2015), this situation places Indonesia at high risk of environmental impacts from marine pollution, including marine plastic debris, and MPs in particular. With respect to world ocean currents, the location of Indonesia in particular with the Indonesian Through-flow II (also known as ITF II) which transported massive water mass through Makassar strait, having consequences that accumulated plastic debris can readily be carried into the nation's seas (Gordon, 2005; Cozar et al., 2014), with current condition of inadequate solid waste management. Since there is yet no study, investigating the presence of MPs in traditional salt producing ponds with ancient technology of sea water evaporation, research to look at the magnitude of MPs contamination on traditional sea salt production system was conducted. In 2017, Jeneponto produced some 93,000 tons of sea salt per-annum (BPS, 2018). Therefore conducting novel research about the current state of plastic pollution and the effect it can have on sea salts as human food can help mitigate future problems. This study was conducted at Pallengu Village, Jeneponto District of South Sulawesi Province, Indonesia in 2018.

## MATERIALS AND METHODS

---

Samples of water and sediments were collected

from traditional sea salt production system comprised with sampling points of: adjacent sea water (S-1 and S-2), primary canal (PC1-PC4), secondary canal (SC1-SC-4), tertiary canal (TC1-TC4), from here the sea water were pump into sedimentation/heating pools (HP1 and HP2). Sea water were left in heating pools for one day prior to be drained into production pools, where salts are harvested. Distance between each sampling spots were  $\pm 150$  m. There were 16 samples of each water and sediments, and 12 freshly harvested salt samples were collected from actively producing pools during the field sampling performed (Fig. 1).

Water samples (salinity 34 – 37 ppt) were grab two times with 10-L bucket and poured into nylon mesh sized 100  $\mu\text{m}$  with cod-end containing 100 ml, also known as method of neuston net volume reduced (Covernton *et al.*, 2019). In the laboratory, sea water in HDPE bottles were added with 30 ml of 10% KOH to digest any organic materials may present, and were left over night at room temperature. In the following day, water samples were filtered with cellulose Whatman 47 mm with mesh-size 0.45  $\mu\text{m}$  (WCN Type 7141-104) through Buchi vacuum pump. Filtrates were then observed with stereo microscope Euromex SB1902. Any MPs found were pictured, counted and

further subjected to Fourier Transformed Infra-red Spectroscopy (FT-IR Shimadzu Prestice-21) for plastics polymer identification. Sediments were dried in room temperature for 4 days, left in oven at 65°C over night for complete dry, followed with sieving, using 5 mm and 63  $\mu\text{m}$  mesh size. Remaining sediments on top of 63  $\mu\text{m}$  were weighed to 120 g followed by MPs gravity separation in  $\text{ZnCl}_2$  with density 1.4  $\text{g}/\text{m}^3$  (Hidalgo-Ruz *et al.*, 2012), by shaking with a flatform-shaker at 150 rpm for 10 min. Supernatants were gently collected and subjected to cellulose filtration with vacuum pump. Filtrates were then observed under stereo microscope for MPs identification. As many as 150 g of salts were weighed and diluted in 1 L of double-distilled water with magnetic stirrer, filtered through the cellulose membrane with Buchi vacuum pump (Kosuth *et al.*, 2018), the filtrate was then put in a clean petri dish, and directly observed with stereo microscope. While for the IR spectrum analysis, all MPs discovered were kept in between cover glass and further subjected to KBr then crushed and compressed in stainless steel dish (1  $\text{cm}^2$ ) to produce pellet. Pellets were then subjected to FT-IR which emitted infra-red radiation that turned out as spectrum values or wavelengths number. Percentage values of polymer types were obtained from grouping

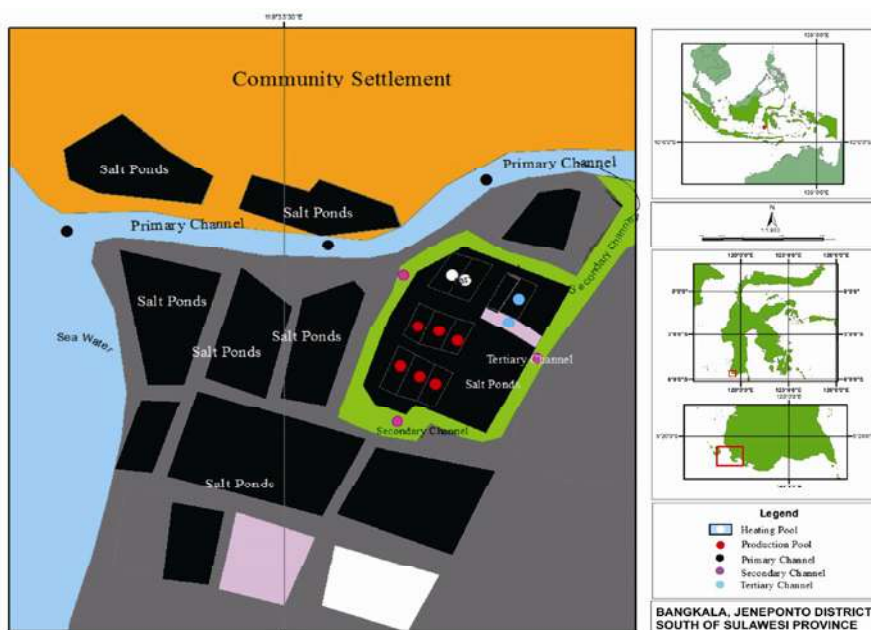


Fig. 1: Geographic location of the study area along with the sampling points at Pallengu village, Bangkala sub-district, Jeneponto, South Sulawesi, Indonesia

similar spectrums of all MPs samples processed. One-way analysis of variance was performed to look at any differences at MPs content in the three samples.

**RESULTS AND DISCUSSION**

From 16 water samples examined, there are 31 MPs item discovered from 11 water samples (or equal to 68.75% of total contamination) with fiber as the most predominated MPs form (83.9%), sized between 0.39 – 7.02 mm. Based on microscope observation, MPs numbers reached 55 item/m<sup>3</sup> water (Fig. 2a and

b). Microplastics color in water was predominated blue (38.71%) and red (16.13%) in the forms of line (83.87%) and fragment (16.13%). Meanwhile, there were 41 MPs item discovered from 10 sediment samples with line (50%), fragment (44.43%) and film (3.57%) forms (size between 0.39 – 4.29 mm), with blue (44.64%) and transparent (25%) as predominant colors. Total percentage of sediment contamination level was equal to 62.5% from the total samples. The range of MPs itemnumbers/kg sediments found was 14.6-50 (Fig. 3a and b). Variation on MPs distribution in water and sediment sampling points was detected,

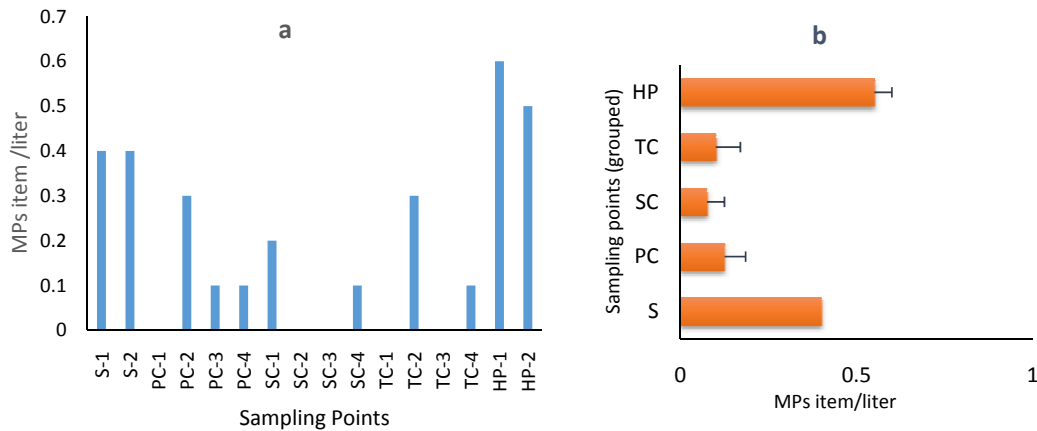


Fig. 2: MPs item abundance per- liter of water (a is value per-liter at each sampling point and b is average values from grouped sampling points ± SE, where S: sea; PC: primary channel; SC: secondary channel; TC: tertiary channel; HP: heating pool).

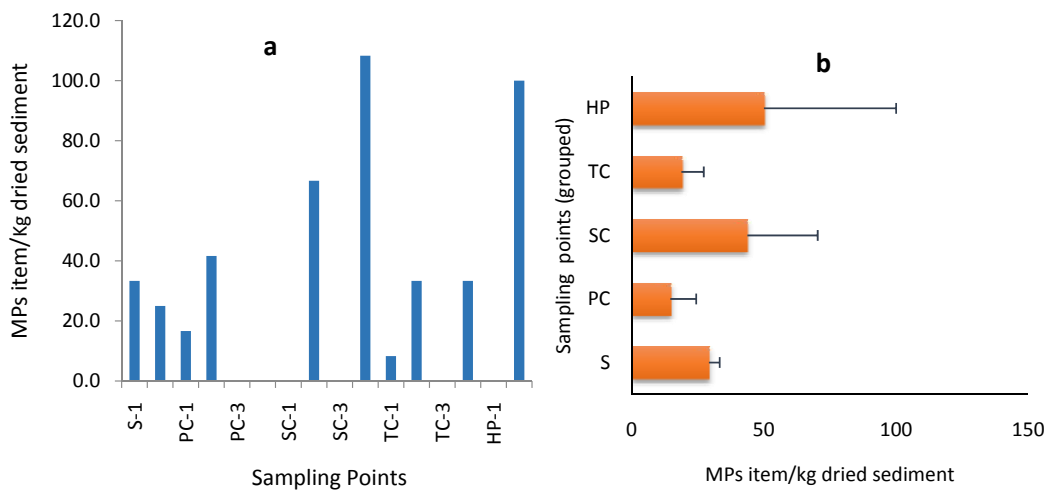


Fig. 3: MPs item abundance per- kg dried sediments (a is value per-kg sediments at each sampling point and b is average values from sampling points ± SE, where S: sea; PC: primary channel; SC: secondary channel; TC: tertiary channel; HP: heating pool).

and there was a trend in several sampling points, particularly at sedimentation/heating pools, showing high content of MPs items compared to other points although with no statistical significance found ( $p=0.1$ ). Most likely due to high sedimentation rate of still water condition resulting in higher presence of microplastics. Of the 12 freshly harvested sea salts at production pools which were actively producing during the sampling, 7 samples were positive contained microplastics or equal to 58.3% of total contamination, with particle size range between 0.39-9.36 mm. The average MPs abundance per kg salts reached 53.3 items (Fig. 4), dominated by red (48.27%) and blue (27.59%) colors, with line (93.1%) and fragment (6.9%) forms. Meanwhile, there was a trend of lowering MPs abundance in the order of water, sediments and salts (Fig. 5). Lastly, the FT-IR analysis came out with three different polymers, i.e. Polyvinyl acetate (abbreviated as PVAc) accounted for 41.7%, Polyethylene (abbreviated as PE: 33.3%) and Polystyrene or PS (25%) (Figs. 6, 7 and 8).

Yang *et al.* (2015) discovered MPs content of 550-681 items/kg sea salts sold for human consumption in China, while Cordova stated results of 10-20 MPs/kg sea salts sampled in several sea salt producing ponds in northern central Java (Nat. Geo. Indonesia, December 3, 2018). The most recent work examined salts from 21 countries by Kim *et al.* (2018) was also shown that sea salt from Madura, Indonesia as the dirtiest sea salt contained more than 660 MPs/kg. Consequences of microplastics contamination from three different kind of samples observed will definitely increase community concern on plastics pollution in the aquatic environment. Observation

on water samples come out with fear-provoking level of contamination of 68.75% which pin-pointed on how high the level of MPs contamination, particularly when looking at location of sample

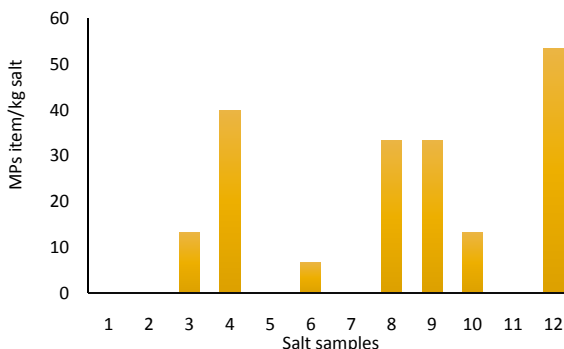


Fig. 4: MPs item abundance per- kg salt

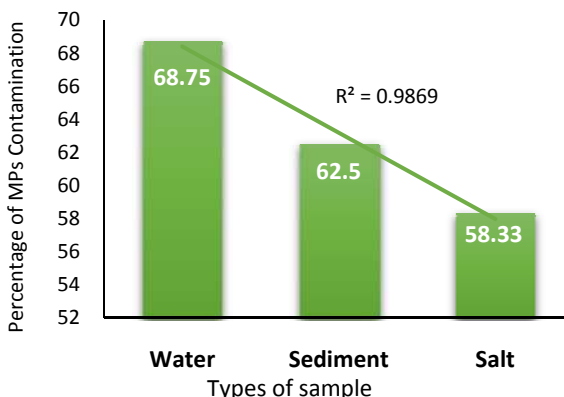


Fig. 5: Percentage of total MPs contamination level from different types of sample

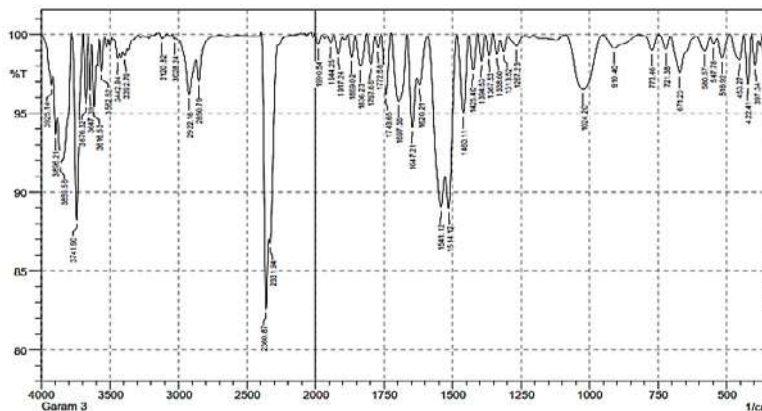


Fig. 6: Spectrum of polyvinyl acetate (PVAc) polymer from FT-IR Shimadzu reading (300 scans) of salt samples with wave numbers 350-4000/cm

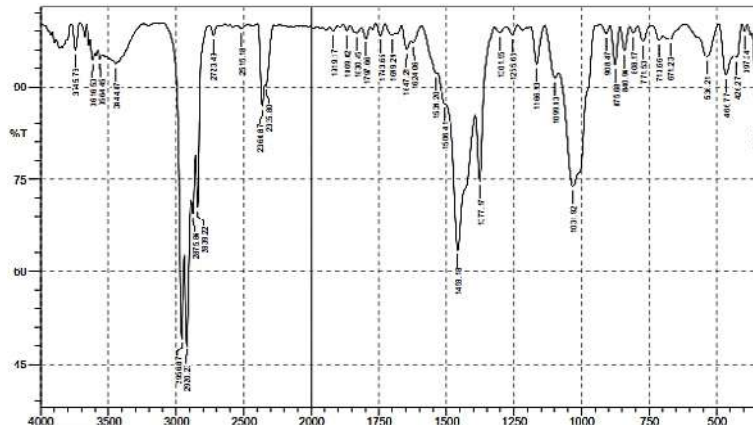


Fig. 7: Spectrum of polyethylene (PE) polymer from FT-IR Shimadzu reading (300 scans) of sediment samples with wave numbers 350-4000/cm

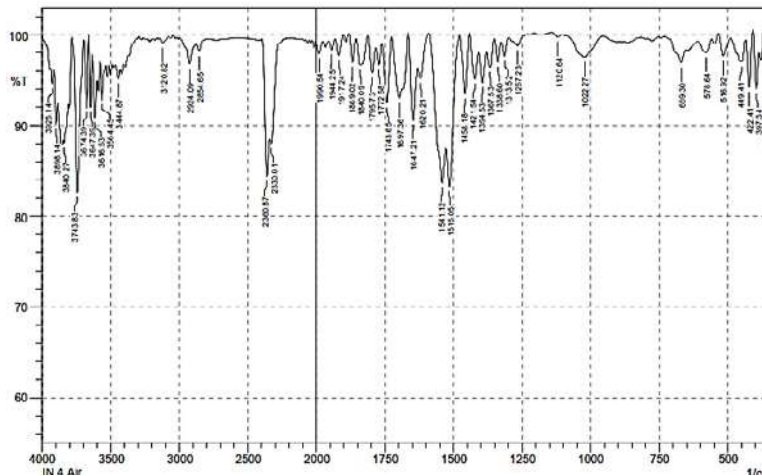


Fig. 8: Spectrum of polystyrene (PS) polymer from FT-IR Shimadzu reading (300 scans) of water samples with wave numbers 350-4000/cm

points at sedimentation/heating pools (HP1 and HP2), where highest numbers of MPs were observed. The same locations were also identified with highest numbers of MPs particles, although the correlation coefficient is not high enough ( $r=0.46$ ). In the marine environment, microplastics are typically found as fragments, lines, films and pellets (Fig. 9) and are composed of diverse polymers (Hidalgo-Ruz et al., 2012).

Sources of microplastics pollution are diverse, making their types varies widely (Rochman et al., 2019). During plastics production several distinct additives were used to provide several properties, including plasticizers, anti-microbial agents, UV-

stabilizers, heat-stabilizers and flame retardants such as polybrominated biphenyl ethers (PBDEs) (Talsness et al., 2009; Lithner, 2011). Chemical additives may cause toxic effects, and microplastics have ability to accumulate POPs and heavy metals which may therefore could transfer hazardous toxic substances from POPs to seafood and salts produced from sea water and subsequently to humans (Teuten et al., 2009; Rochman, 2105; GESAMP, 2016; Lusher et al., 2017). Moreover, since microplastics are ubiquitous in the marine environment, they are increasingly contaminating species and all kind of marine foodstuffs, including sea salts. Inevitably, humans are consuming microplastics at some level. Although

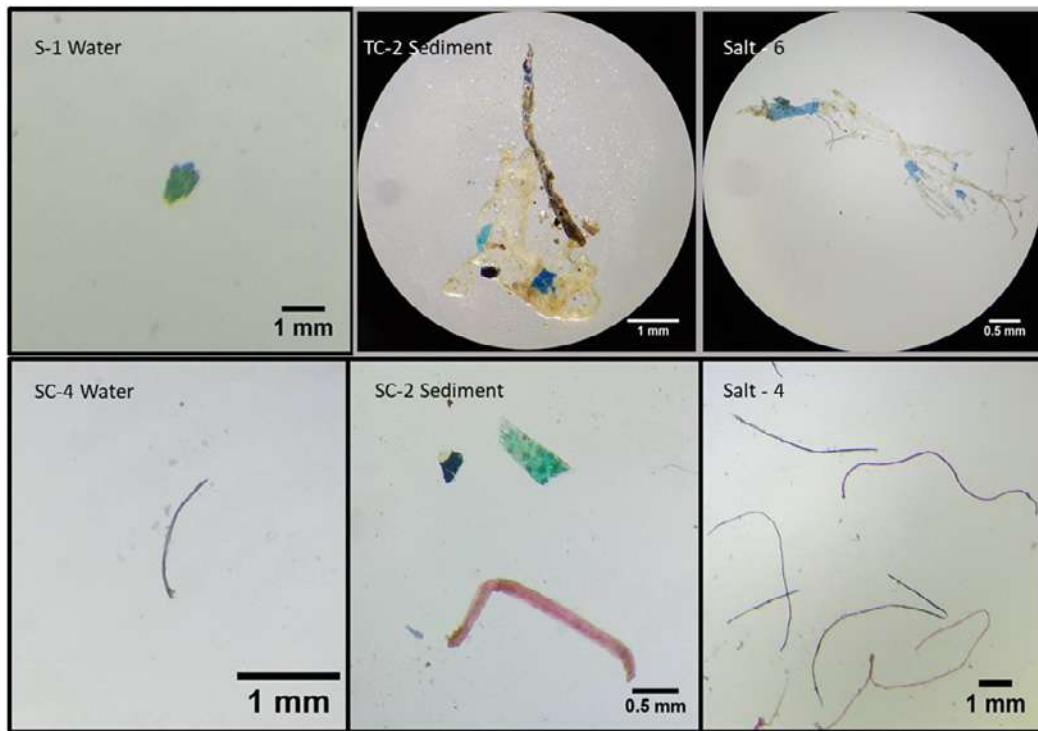


Fig. 9: Selected photographs of MPs ietmfrom water, sediment and salt samples observed with stereo microscope (magnification x45)

human body's excretory system is able to eliminate microplastics of >90% of ingested microplastics and nanoplastic via feces (Wright and Kelly, 2017), but retention and clearance rates are mainly affected by the size, shape, polymer type and additive chemicals of microplastics ingested by humans (Lusher *et al.*, 2017), making the impact of MPs ingestion on human health remains unknown and is an issue of growing concern (Galloway, 2015). Wright and Kelly (2017) further predicted that ingested microplasticss may cause inflammation in tissue, cellular proliferation, and necrosis and may compromise immune cells. Direct exposures to POPs and other chemicals associated with microplasticss may affect biological systems and pose specific threats to juveniles of humans and animals, including at low doses (GESAMP, 2016; ATSDR, 2015).

Plastic polymers consist of repeating monomers, which form the backbone of the polymer. This backbone structure is the fundamental difference between polymer types, informing a plastic's physical and chemical properties. Polyvinyl acetate (PVAc) is a synthetic rubber polymer made from vinyl acetate

(C4H6O2) monomer. The polymer is commonly used as mixture of anti-fouling paint to protect boats from barnacles and others. Pallengu village waters used to be one of prominent wooden boat/ship industry locations in south Sulawesi prior to 1990s, and is located at Mallosoro Bay with relatively little oceanography dynamics. It is then suspected that the high incidence of PVAc observed (41.7%) was mainly derived from paint residues of wooden boat/ship industry in the past. Polypropylene (PP) and polystyrene (PS) are two of the most produced and consumed polymers (PlasticsEurope, 2017). Polypropylene lend themselves for application in packaging of consumer products, ropes, carpets and clothes. While polystyrene include polystyrene foam, regular polystyrene plastic, and polystyrene film. With such diverse applications of the three polymers, microplastics both from primary and secondary entities could arrive in Mallosoro Bay, Jeneponto. Last but not least, with respect to a consistently decreasing MPs abundance in the order of water, sediment and salt samples (Fig. 5) with strong correlation value in recent finding, it is clear that there is a need to

increase sea water management as raw material source for traditional sea salt production at Pallengu village, Jeneponto, Indonesia. First option would be to install micro-filter at the secondary channel as primer water-ways to each salt pond clusters. Second option would be a regular water siphoning (could be executed during non-production time in rainy season) from sedimentation/heating pools where high MPs concentrations were detected.

## CONCLUSION

The presence of microplastics in salt is obviously distressing, particularly with the fact that the sea salts produced in Jeneponto were chiefly used as cooking constituent in most community members' kitchens. Recent findings on the occurrence of microplastics in traditional sea salt producing pond components: water, sediment and freshly harvested salts, have clearly shown the presence of solid microplastics pollutant which may have absorbed a wide range of pollutants, and the possibility of toxic effects associated to direct consumption by human do exist. However, current knowledge on toxic effects of microplastics to human is mostly based on research conducted in last 5 years making the collective understanding is limited regarding the sources, fate, modes of exposure, bioavailability, and toxicity of microplastics and their associated chemicals in the marine environment. Lastly, if this situation continued without any intervention from relevant institutions aiming for microplastics reduction in sea water as raw material in salt producing ponds, high risk for consumer health and community business in sea salt production might be hindered which will eventually losing their livelihoods.

## ACKNOWLEDGMENT

This work was fully supported by the grant from Institute of Research and Public Extension, Universitas Hasanuddin with contract number [3083/UN4.21/PL.00.00], dated 26 June 2018. Authors thank Kuasasari, Ega Wicaksono and Reza Hidayat for outstanding support in field and laboratory works.

## CONFLICT OF INTEREST

The author declares that there is no conflict of interests regarding the publication of this manuscript. In addition, the ethical issues, including plagiarism,

informed consent, misconduct, data fabrication and/or falsification, double publication and/or submission, and redundancy have been completely observed by the authors.

## ABBREVIATIONS

<i>ASTDR</i>	Agency for Toxic Substances and Disease Registry
<i>BPS</i>	Badan Pusat Statistik (Indonesian Government Agency for Statistics)
<i>cm</i>	Centimeter a metric unit of length equal to 1/100 m
<i>cm<sup>2</sup></i>	centimeter square is a unit area with 1 centimeter on each side
<i>°C</i>	temperature in Celsius
<i>FT-IR</i>	Fourier transformed infrared spectroscopy
<i>GESAMP</i>	Group of Experts for Scientific Aspects of Marine Protection
<i>g/cm<sup>2</sup></i>	unit of concentration where a mass unit (g) mixed and/or dissolved in a centimeter square of unit area
<i>HDPE</i>	High density polyethylene (kind of plastic polymer)
<i>HP</i>	heating pool is a unit in salt producing pond where sea water was heated for 24 hours prior to be drained into production pool
<i>kg</i>	kilogram (basic unit of mass in the metric system, 1 kg is equal to exactly 1000 cubic cm of water or equal to 2.2 ponds or 1000 g
<i>KOH</i>	Potassium hydroxide is an inorganic compound and is commonly called caustic potash
<i>L</i>	liter is a metric unit of capacity equal to 1,000 cubic centimeters
<i>min</i>	one of the 60 parts that an hour is divided into, consisting of 60 seconds
<i>MPs</i>	Microplastics is term given to plastic sized 1 μm - 5 mm
<i>MT</i>	metric ton is a unit of weight equal to 1000 kg
<i>mm</i>	Millimeter is unit of length is metric system and equal to 1/10 cm
<i>PBDEs</i>	Polybrominated biphenyl ethers are organobromine compounds that are commonly used as flame retardant
<i>PC</i>	Primary channel is the first place where sea water flow into and used as source of raw water in salt producing ponds clusters
<i>PE</i>	Polyethylene is a kind of plastic polymer mainly used for plastic bags, food containers, and other packaging

<i>POPs</i>	persistent organic pollutants are organic compounds that are resistant to environmental degradation through chemical, biological, and photolytic processes
<i>ppt</i>	part per-thousand is quantity of 1 g of salts in 1000 ml sea water
<i>PS</i>	Polystyrene (a kind of plastic polymer) is a synthetic aromatic hydrocarbon polymer made from the monomer styrene, which can be solid or foamed in application.
<i>PVAc</i>	Polyvinyl acetate (a kind of plastic polymer) is a type of thermoplastic made from aliphatic rubbery synthetic polymer.
%	percentage (part per-hundred)
<i>r</i>	is a correlation coefficient measures the strength and direction of a linear relationship between two variables
<i>r<sup>2</sup></i>	is a statistical measure that represents the proportion of the variance for a dependent variable that's explained by an independent variable(s) in a regression model
<i>rpm</i>	rotate per-minute, a measure of rotation frequency in a minute
<i>S</i>	sea
<i>SC</i>	secondary channel is part of sea salt producing pond surrounding a cluster of producing system where sea water later drained into the tertiary channel.
<i>TC</i>	tertiary channel is part of sea salt producing pond which later to be pumped into sedimentation/heating pool at each cluster of producing system.
<i>UNEP</i>	United Nations Environmental Program
<i>ZnBr</i>	Zinc bromide
<i>ZnCl<sub>2</sub></i>	Zinc chloride

## REFERENCES

Arthur, C.; Baker, J.; Bamford, H., (2009). Proceedings of the international research workshop on the occurrence, effects and fate of microplastics marine debris. NOAA Technical Memorandum NOS-OR and R-30.

ATSDR, (2015). Public Health Statement: Polychlorinated biphenyls (PCBs). Agency for Toxic Substances and Disease Registry.

Au, S.Y.; Lee, C.M.; Weinstein, J.E.; van den Hurk, P.; Klaine, S.J., (2017). Trophic transfer of microplastics in aquatic ecosystems: Identifying critical research needs. *Integr. Environ. Assess. Manage.* 13: 505-509 (6 pages).

BPS, (2018). Jenepono in figures in Bahasa Indonesia.

Cole, M.; Lindeque, P.; Fileman, E.; Halsband, C.; Goodhead, R.; Moger, J.; Galloway, T.S., (2013). Microplastics ingestion by zooplankton. *Environ. Sci. Technol.*, 47(12): 6646–6655 (10 pages).

Covernton, G.A.; Pearce, C.M.; Gurney-Smith, H.J.; Chastain, S.G.; Ross, P.S.; Dower, J.F.; Dudas, S.E., (2019). Size and shape matter: A preliminary analysis of microplastics sampling technique in seawater studies with implications for ecological risk assessment. *Sci. Total Environ.*, 567: 124-132 (9 pages).

Galloway, T.S., (2015). Micro- and Nano-plastics and Human Health. In: Bergmann, M.; Gutow, L.; Klages, M., (eds) *Marine Anthropogenic Litter*. Springer, Cham., 343-346 (4 pages).

GESAMP, (2015). Sources, fate and effects of microplastics in the marine environment: a global assessment. (Kershaw, P.J., Ed.). (IMO/FAO/UNESCO-IOC/UNIDO/WMO/ IAEA/ UN/ UNEP/ UNDP Joint Group of Experts on the Scientific Aspects of Marine Environmental Protection). Rep. Stud. GESAMP, 90: 96. GESAMP, (2016). Sources, fate and effects of microplastics in the marine environment: part two of a global assessment. IMO/FAO/ UNESCO-IOC/UNIDO/WMO/IAEA/UN/ UNEP/UNDP Joint Group of Experts on the Scientific Aspects of Marine Environmental Protection: 220 p.

Gordon, A.L., (2005). Oceanography of the Indonesian seas and their through flow. *Oceanography*, 18 (4): 14-27 (14 pages).

Hidalgo-Ruz, V.; Gutow, L.; Thompson, R.C.; Thiel, M., (2012). Microplastics in the marine environment: a review of the methods used for identification and quantification. *Environ. Sci. Technol.*, 46 (6): 3060– 3075 (16 pages).

Holmes, L.A.; Turner, A.; Thompson, R.C., (2012). Adsorption of trace metals to plastic resin pellets in the marine environment. *Environ. Pollut.*, 160: 42-48 (7 pages).

Iñiguez, M.E.; Conesa, J.A.; Fullana, A., (2017). Microplastics in Spanish table salt. *Scientific reports* 7: 1-7 (7 pages).

Jambeck, J.R.; Geyer, R.; Wilcox, C.; Siegler, T.R.; Perryman, M.; Andrady, A.; Narayan, R.; Law, K.L., (2015). Plastic waste inputs from land into the ocean. *Science*. 347: 768-771 (4 pages).

Karami, A.; Golieskardi, A.; Choo, C.K.; Larat, V.; Galloway, T.S.; Salamatinia, B., (2017). The presence of microplastics in commercial salts from different countries. *Sci. Rep.*, 7: 46173.

Kim, Ji-Su; Lee, H.J.; Kim, S.K.; Kim, H.J., (2018). Global pattern of microplastics (MPs) in commercial food-grade salts: Sea salt as indicator of seawater MP pollution. *Environ. Sci. Technol.*, 52(21): 12819-12828 (10 pages).

Koelmans, A.A.; Besseling, E.; Foekema, E.M., (2014). Leaching of plastic additives to marine organisms. *Environ. Pollut.* 187: 49-54 (6 pages).

Kosuth, M.; Mason, S.A.; Wattenberg, E.V., (2018). Anthropogenic contamination of tap water, beer, and sea salt. *PLoS ONE* 13(4): e0194970.

Lithner, D., (2011). Environmental and health hazards of chemicals in plastic polymers and products. PhD. Thesis. University of Gothenburg, Gothenburg. 185p.

Lusher, A.; Hollman, P.; Mendoza-Hill, J., (2017). Microplastics in fisheries and aquaculture: status of knowledge on their occurrence and implications for aquatic organisms and food safety. *FAO Fisheries and Aquaculture Technical Paper*, 615p.

Masura, J.; Baker, J.; Foster, G.; Courtney, A.; Herring, C., (2015). Laboratory methods for the analysis of microplastics in the marine environment: recommendations for quantifying synthetic ietmin waters and sediments. NOAA Technical Memorandum NOS-OR&R-48.

Michels, J.; Stippkugel, A.; Lenz, M.; Wirtz, K.; Engel, (2018). Rapid aggregation of biofilm-covered microplastics with marine

- biogenic particles. Proc. R. Soc. B. 285 (9 pages).
- Napper, I.E.; Bakir, A.; Rowland, S.J.; Thompson, R.C., (2015). Characterization, quantity and sorptive properties of microplastics extracted from cosmetics. Mar. Pollut., Bull., 99: 178-185 (8 pages).
- Oehlmann, J.; Schulte-Oehlmann, U.; Kloas, W.; Jagnytsch, O.; Lutz, I.; Kusk, K.O.; Wollenberger, L., Santos, E.M.; Paull, G.C.; Van Look, K.J.; Tyler, C.R., (2009). A critical analysis of the biological impacts of plasticizers on wildlife. Philos. Trans. R. Soc. Lond. B. Biol. Sci. 364, 2047-2062 (16 pages).
- PlasticsEurope., (2017). Plastics—The Facts 2017. PlasticsEurope, Brussels, Belgium.
- Rochman, C.M., (2015). The complex mixture, fate and toxicity of chemicals associated with plastic debris in the marine environment. In: Bergmann, M.; Gutow, L.; Klages M., (eds.). Marine Anthropogenic Litter. Springer, Cham. 117–140 (24 pages).
- Rochman, C.M., (2016). Strategies for reducing ocean plastic debris should be diverse and guided by science. Environ. Res. Lett., 11: 04100.1 (3 pages).
- Rochman, C.M.; Hoh, E.; Kurobe, T.; Teh, S.J., (2013). Ingested plastic transfers hazardous chemicals to fish and induces hepatic stress. Sci. Rep. 3: 3263.
- Rochman, C.M.; Tahir, A.; Williams, S.L.; Baxa, D.V.; Lam, R.; Miller, J.T.; The, F.-C.; Werorilangi, S.; Teh, S.J., (2015). Anthropogenic debris in seafood: Plastic debris and fibers from textiles in fish and shellfish sold for human consumption. Sci. Rep. 5: 14340 (10 pages).
- Rochman, C.M.; Brookson, C.; Bikker, J.; Djuric, N.; Earn, A.; Bucci, K.; Athey, S.; Huntington, A.; McIlwraith, H.; Munno, K.; De Frond, H.; Kolomijeca, A.; Erdle, L.; Grbic, J.; Bayoumi, M.; Borrelle, S.B.; Wu, T.; Santoro, S.; Werbowski, L.M.; Zhu, X.; Giles, R.K.; Hamilton, B.M.; Thaysen, C.; Kaura, A.; Klasios, N.; Ead, L.; Kim, J.; Sherlock, C.; Ho, A.; and Hunga, C., (2019). Rethinking microplastics as a diverse contaminant suite. Environ. Toxicol. Chem., 38(4): 703-711 (9 pages).
- Talsness, C.E.; Andrade, A.J.M.; Kuriyama, S.N.; Taylor, J.A.; vom Saal, F.S., (2009). Components of plastic: experimental studies in animals and relevance for human health. Philos Trans R Soc London. Series B: Biol Sci. 364(1526):2079–2096 (17 pages).
- Tahir, A.; Rochman, C.M., (2014). Plastic letmin Silverside (*Stolephorus heterolobus*) Collected at Paotere Fish Market, Makassar. Int. J. Agric. Syst., 2(2): 163-168 (6 pages).
- Teuten E.L.; Saquing, J.M.; Knappe, D.R.U.; Barlaz, M.A.; Jonsson, S.; Björn, A., (2009). Transport and release of chemicals from plastics to the environment and to wildlife. Philos. Trans R Soc. London. Series B: Biol. Sci., 364(1526): 2027–2045 (19 pages).
- UNEP, (2016). Marine plastic debris and microplastics – Global lessons and research to inspire action and guide policy change. United Nations Environment Program, Nairobi. 252 p.
- Veerasingam, S.; Saha, M.; Suneel, V.; Vethamony, P.; Rodrigues, A.C.; Bhattacharyya, S.; Naik, B.G., (2016). Characteristics, seasonal distribution and surface degradation features of microplastics pellets along the Goa coast, India. Chemosphere. 159: 496-505 (10 pages).
- Wright, S.L.; Thomson, R.C.; Galloway, T.S., (2013). The physical impacts of microplastics on marine organisms: A review. Environ. Pollut., 178: 483-492 (10 pages).
- Wright, S.L.; Kelly F.J., (2017) Plastic and human health: a micro issue? Environ Sci. Technol., 51(12): 6634–6647 (14 pages).
- Yang, D.; Shi, H.; Li, L.; Li, J.; Jabeen, K.; Kolandhasamy, P., (2015). Microplastics pollution in table salts from China. Environ. Sci. Technol., 49(2): 13622–13627 (6 pages).

#### AUTHOR(S) BIOSKETCHES

**Tahir, A.**, Ph.D., Professor, Department of Marine Science, Universitas Hasanuddin, Makassar, Indonesia.  
Email: [akbar\\_tahir@mar-sci.unhas.ac.id](mailto:akbar_tahir@mar-sci.unhas.ac.id)

**Taba, P.**, Ph.D., Associate Professor, Department of Chemistry, Universitas Hasanuddin, Makassar, Indonesia.  
Email: [ptaba\\_1511@yahoo.co.id](mailto:ptaba_1511@yahoo.co.id)

**Samawi, M.F.**, Ph.D., Associate Professor, Department of Marine Science, Universitas Hasanuddin, Makassar, Indonesia.  
Email: [farids.unhas@gmail.com](mailto:farids.unhas@gmail.com)

**Werorilangi, S.**, Ph.D., Associate Professor, Department of Marine Science, Universitas Hasanuddin, Makassar, Indonesia.  
Email: [shintakristanto@yahoo.com](mailto:shintakristanto@yahoo.com)

#### COPYRIGHTS

Copyright for this article is retained by the author(s), with publication rights granted to the GJESM Journal. This is an open-access article distributed under the terms and conditions of the Creative Commons Attribution License (<http://creativecommons.org/licenses/by/4.0/>).



#### HOW TO CITE THIS ARTICLE

Tahir, A.; Taba, P.; Samawi, M.F.; Werorilangi, S., (2019). Microplastics in water, sediment and salts from traditional salt producing ponds. *Global J. Environ. Sci. Manage.*, 5(4): \*-\*

DOI: 10.22034/gjesm.2019.04.0\*

url: <http://gjesm.net/>\*\*\*